
























## TARGET MONITORING CHART 2010/11

### Objective One - Anti-Social Behaviour

#### Lead Agency - Council - Community Safety Manager

	Target	Quarter 1	Quarter 2	Quarter 3	Quarter 4
1.1	Maintain good/excellent rating to at least an average over the year of 88% measured quarterly. <b>Data From:-ASB Team = Dawn Tyerman</b>	Two forms have been sent with no negative results received. 	A further two forms have been sent in Q2 with no negative results received. 	100% good/excellent rating received from forms sent in Q3 	100% good/excellent rating maintained in the final quarter of the Plan - target achieved! 
1.2	Increase Test Purchase Attempts year on year using baseline figure of 59 (2006/07). <b>Data From:-Lorraine Wilford SBC Trading Standards</b>	There were four attempts with no sales in Q1. Further work to be carried out to increase this target. <b>NB Police stats have been identified as 11 attempts, with one positive sale which would give a total of 15 attempts and one positive sale.</b> 	There have been a total of 18 attempts YTD with one sale which means further work is needed to reach the target set. <b>NB: Police 18 attempts in Q2 with 3 positive sales, giving a YTD figure of 32 attempts 5 positive sales.</b> 	TS alcohol test purchases: 17 attempts with one sale. With a further 19 attempts made through Police Licensing with three positive sales. <b>Giving a YTD grand total of 68 with nine positive sales.</b> It has been identified that the 59 baseline included Police Licensing figures which were not collated in this financial year, this means we have exceed this target! 	TS test purchases were 44 with a total of two sales, together with the Police Licensing figures this gives a total of 110 sales with 14 positive sales. This means an 86% increase on the baseline figure set. 
1.3	<i>NI17* Reduce residents' perceptions of ASB as a problem.</i> Using a baseline from Local Government Users Satisfaction Survey 2006 of 28% Achieve a 3% decrease in those who feel that ASB is a serious problem. Measured by the Place survey every 2 years. 2008 = 27.5 2010 = 26 <b>Data From:-Place Survey Results</b>	This target will not be measured in the final year of the plan. Letter from 21July details the postponement of the Place Survey for 2010-11. 	This target can no longer be monitored. 	This target can no longer be monitored. 	This target can no longer be monitored. 
1.4	2% increase taken from a baseline figure from the last two MORI surveys of 54% feeling safe after dark. Survey due 2008 and 2010 <b>Data From:-MORI Results</b>	No Update due in Q1. 	No update due in Q2. 	No update due in Q3. 	This target can not be updated in the final quarter of the plan.. 
1.5	<i>NI41 *Perceptions of drunk and rowdy behaviour.</i> In 2008/09 set a baseline from the Place Survey. Achieve a 3% year on year reduction in the average level of concern. <b>Data From:-Place Survey Results</b>	This target will not be measured in the final year of the plan. Letter from 21July details the postponement of the Place Survey for 2010-11. 	This target can no longer be monitored. 	This target can no longer be monitored. 	This target can no longer be monitored. 
1.6	Reduce the number of F3 deliberate fires over three years by 10%. 2008/09 = 4% reduction to 1,400. 2009/10 = 3% reduction to 1,358, 2010/11 = 3% reduction to 1,318 <b>Data From:-David Grief Fire Service</b>	180 deliberate F3 fires were recorded in Q1, which means we are currently on target to achieve. 	326 deliberate F3 fires were recorded YTD, which means we are still on target to achieve. 	466 deliberate F3 fires were recorded YTD, which means we are still on target to achieve. 	632 deliberate fires recorded YTD, which means that we exceeded the target set by 52% - excellent! <b>NB:</b> In April 2010 Accidental fires have increased due to a change in recording practices. The new policy ensures that all secondary fires are investigated thoroughly and evidence is collated rather than defaulting to a deliberate fire. 